

Welcome to Our Clinic

VPI:

Velopharyngeal
Insufficiency Clinic



Dear Family:

Welcome to VPI Clinic at Cincinnati Children's Hospital Medical Center!

The VPI Clinic at Cincinnati Children's evaluates patients with resonance disorders and velopharyngeal insufficiency or incompetence. The clinic is associated with the Craniofacial Center of Cincinnati Children's and is staffed by a team of specialists from speech pathology, otolaryngology (ear, nose and throat specialist), and genetics. Immediately following the evaluation, our team will explain the findings and make recommendations for correction of the problem.

This coloring book was created to help prepare your child for his or her upcoming visit to our clinic. If possible, we ask that you visit our website at www.cincinnatichildrens.org/vpi prior to the visit so that you will understand what we will be evaluating and possible treatment options.

If you have any questions in the meantime, call us at 513-636-0336. We look forward to working with you and your child.

Sincerely,

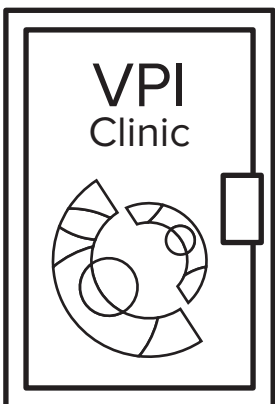
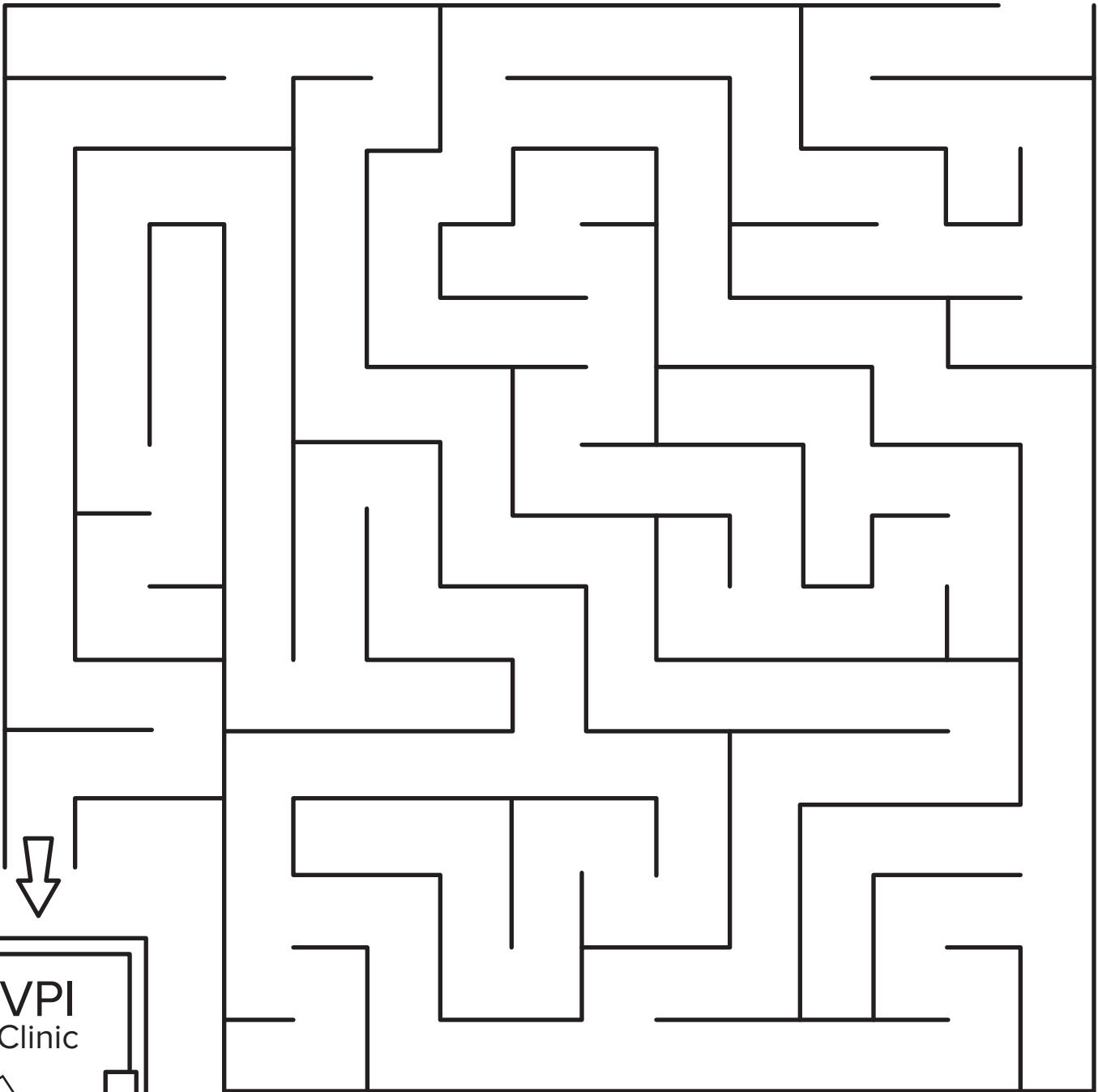
The VPI Clinic Team



Welcome to our clinic.
We're glad that you came to see us.
Can you find your way?




Start Here




YOU DID IT!




When you come to see us, the nurse will talk to you and tell you everything that will happen during your visit.



Later she may give you some nose spray. Have you ever used nose spray for a stuffy nose? It only takes two squirts on each side, and then your nose will feel tingly and numb.



Next you will meet the speech pathologist. She will talk with your family, and then she will talk with you. She will ask you to repeat some words and silly sentences.



Here is a list of sentences that you can practice before you come.

Popeye plays in the pool.

Take teddy to town.

Do it for Daddy.

Give Kate the cake.


Go get the wagon.

I see the sun in the sky.


She went shopping.

I ride a choo choo train.

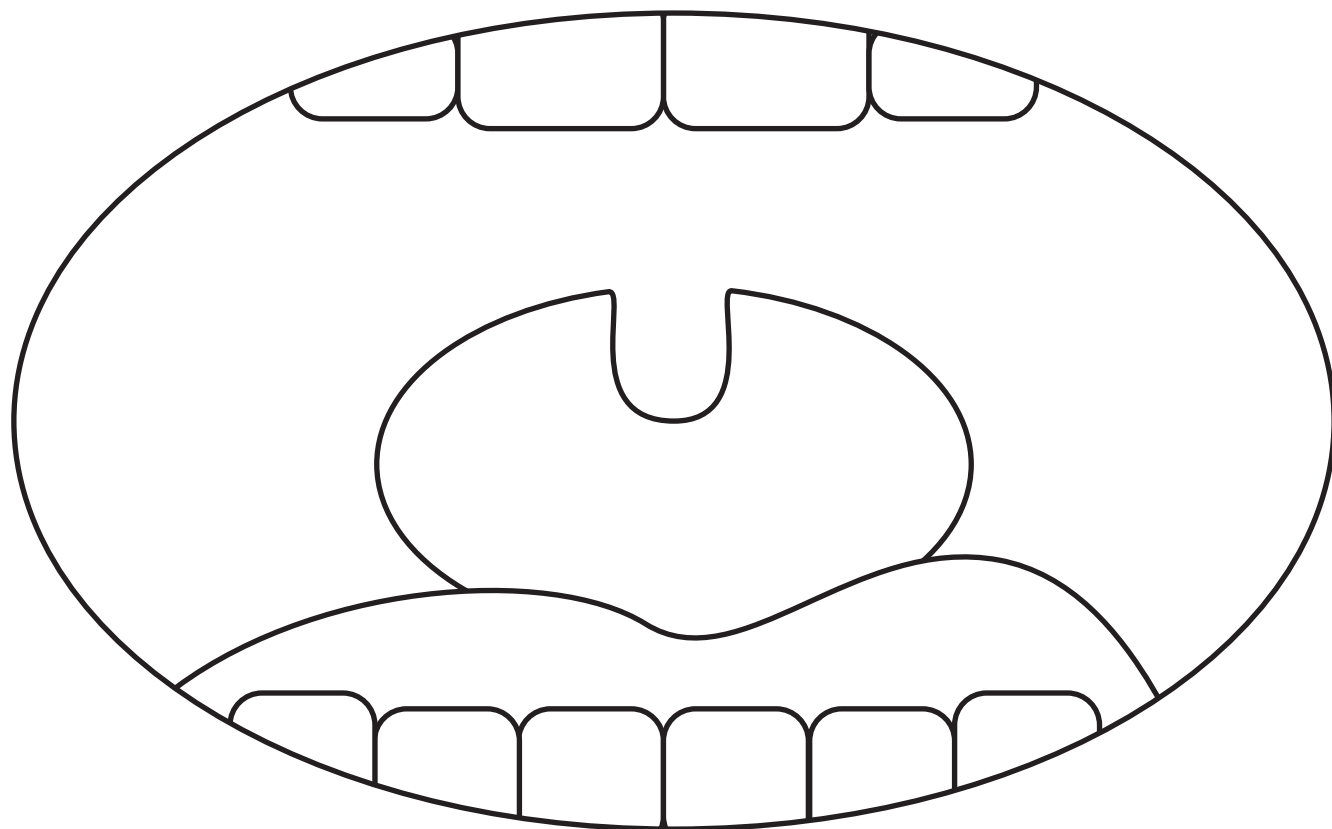
John told a joke to Jim.



The speech pathologist will want to look in your mouth. You will need to open wide and say AHHH. She will need to use a flashlight to see in your mouth because it's pretty dark in there.



What things are inside your mouth?




Do you know what to do with a straw? We usually use it for drinking, but the speech pathologist is going to use it for something really silly. She is going to listen to your nose!


She will put the straw right under your nose and listen while you say some words.

You might say things like:

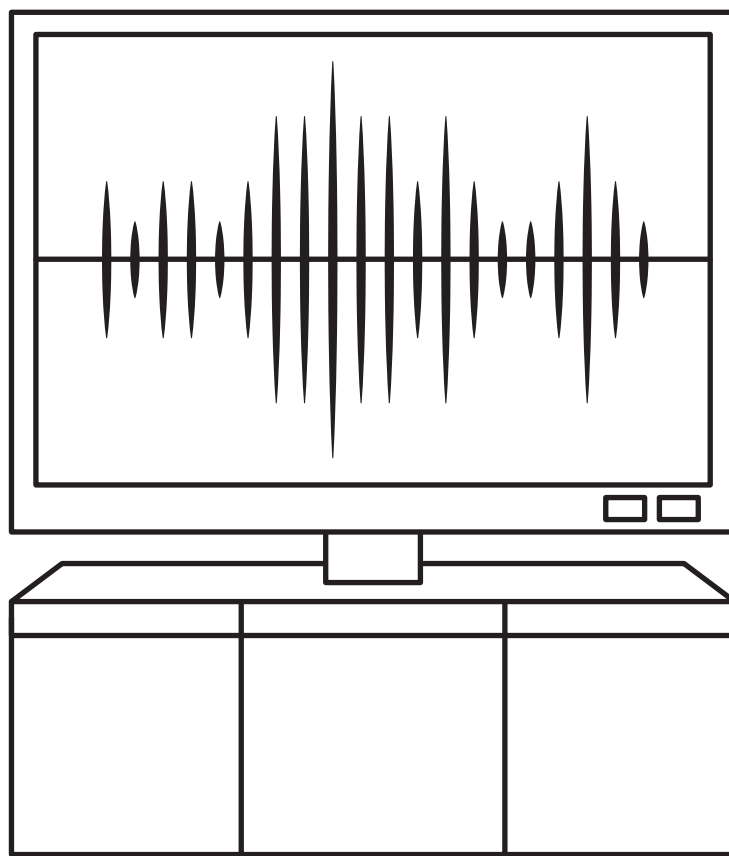
Puppy puppy. Teddy teddy.
Cookie cookie. Sixty sixty.



Do you like computer games? We hope so because the speech pathologist has one for you to play. With this game, you get to wear a super hero mask that fits around your face.




When you talk into microphones on the mask, you will see funny blue lines on the computer screen.




For the computer game, you will say sentences about each of these pictures. You can practice saying these sentences with someone at home.

Pick up the...



Book



Pie




Baby

Take a...



Tire




Turtle



Teddy

Go get a...



Cookie



Cake



Car


Susy sees the...



Dress



Scissors



Horse


Mama made some...



Muffins




Mittens



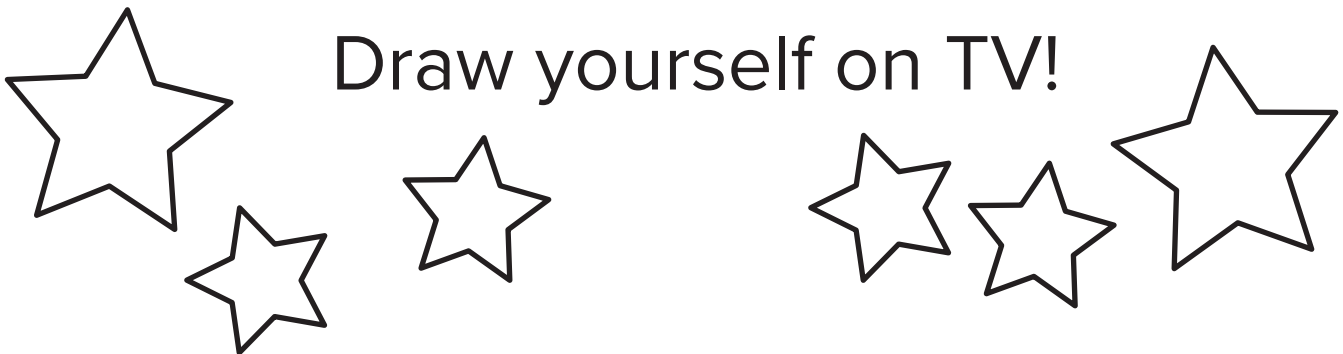
Lemonade

When you finish playing the computer game, you will go to another room to meet the ear, nose, and throat doctor.

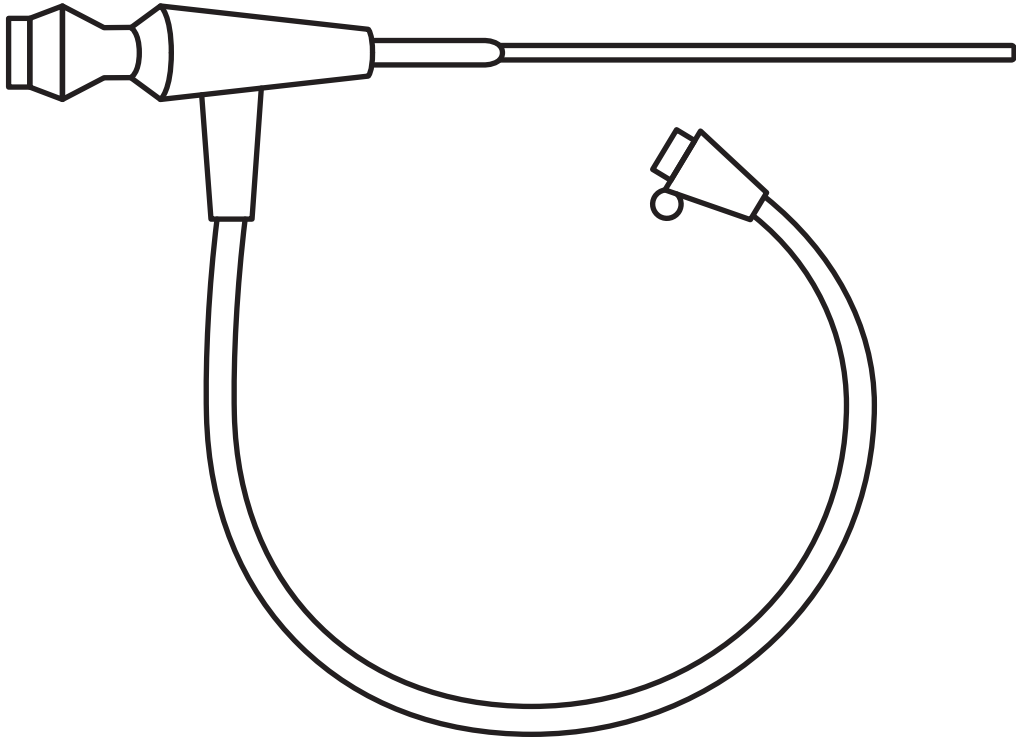
This is when you get to be a star of our TV show. We will see your face on TV so get ready to smile.



Draw yourself on TV!


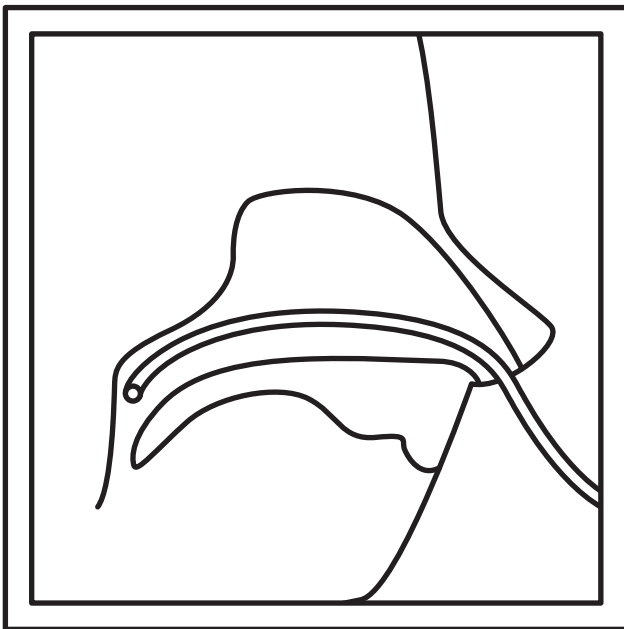


Next it will be time to see your nose on TV. The doctor will put a long, skinny tube inside your nose. This is called a scope and it looks like a piece of black spaghetti.



The scope only goes in a little bit. It doesn't hurt because your nose will be numb from the nose drops.

Sometimes it seems a little scary though... so be brave! If you want, you can sit on someone's lap.

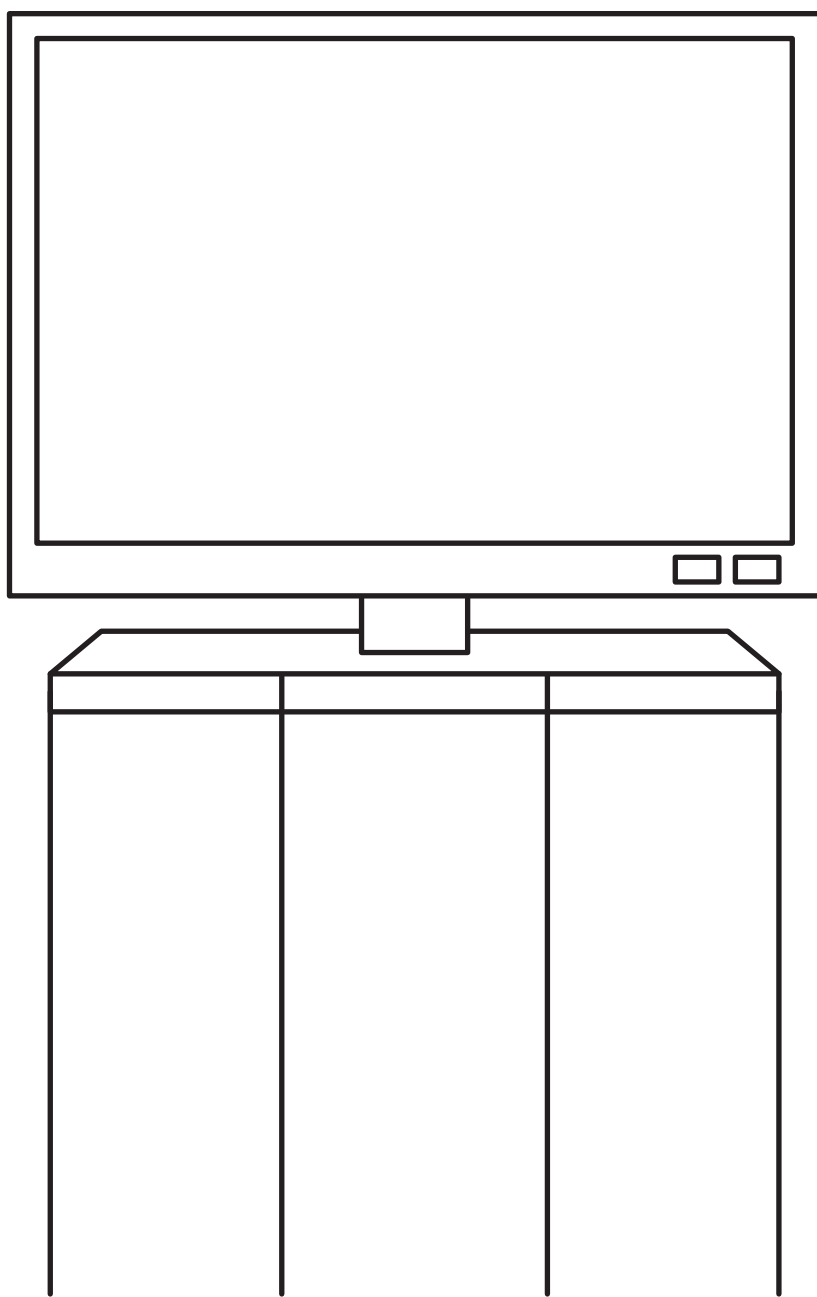



Once the scope is in your nose, the speech pathologist will ask you to repeat some sentences again.

When you are talking, you can watch the inside of your nose on TV. There are parts in there that move... almost like magic!

It is very important to hold very still so the tube doesn't bump around inside.

What do you think the inside of your nose looks like?



You will have the scope in your nose for only a few minutes. When you are done repeating sentences, the doctor will take the scope out of your nose.


GREAT
JOB!




Do you know who you look like?



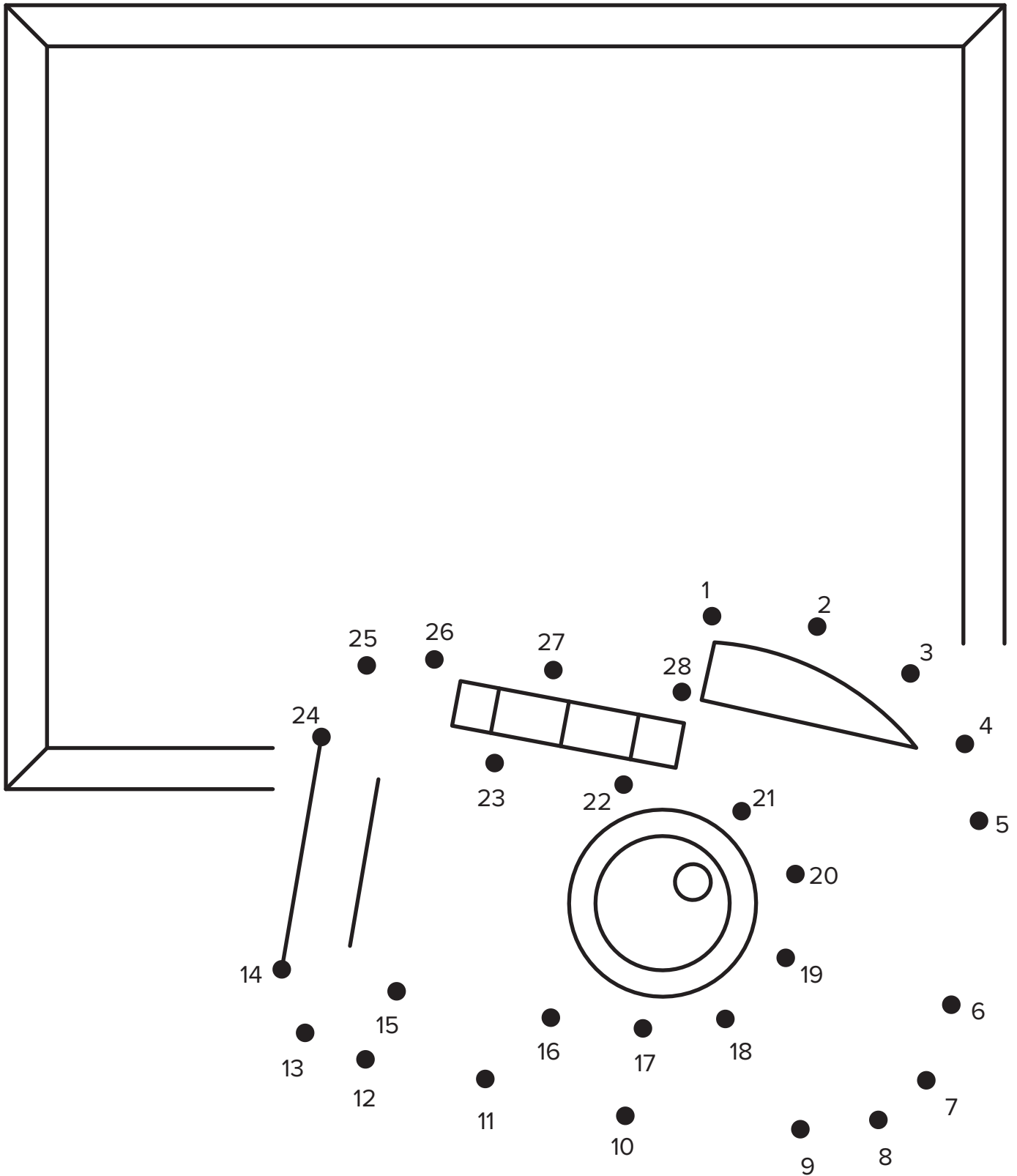
The genetics doctor and nurse will want to meet you next. They will ask your parents questions about you when you were a little baby. They will also ask about your family to find out who you look like.



The next thing the doctor will do is look at you. He will look at your eyes, your ears, your fingers and even your toes. If you are ticklish, don't let them know! Draw your eyes, ears, nose, mouth, and hair below.




The last thing that you will do is have your picture taken so we can remember what a great patient you have been.



Can you connect the dots to find out what we use to take your picture?

When you are finished and ready to go home, the nurse will give you a special surprise.



We can't wait to see
you in our clinic!



3333 Burnet Ave.
Cincinnati, OH 45229
Phone: (513)-636-4200
www.cincinnatichildrens.org